

Fund Managers Thoughts

Despite the All Share Index bouncing back in April, SA Inc. underperformed in a period of Rand weakness. US dollar strength and the US 10yr yield approaching 3% resulted in a risk off environment for emerging markets. Post a great first quarter performance being biased SA Inc, we expected a minor pull back with both SA bank and retail sectors giving back some gains made earlier in the year. We believe that both sectors will be early cycle beneficiaries under the new leadership with significant pent up demand from the SA consumer and remain positioned for an improving South Africa. The Capricorn SCI Equity Fund expectedly underperformed in April returning 2.4%, while its SWIX benchmark returned 4.3%. South African property, Naspers and mining sectors outperformed in the month while general retailers and financials underperformed in the period.

Fund Managers



Matthew Auerbach

Fund Manager
M.COM, CA(SA), CFA
15 yrs industry experience



Seten Naidoo

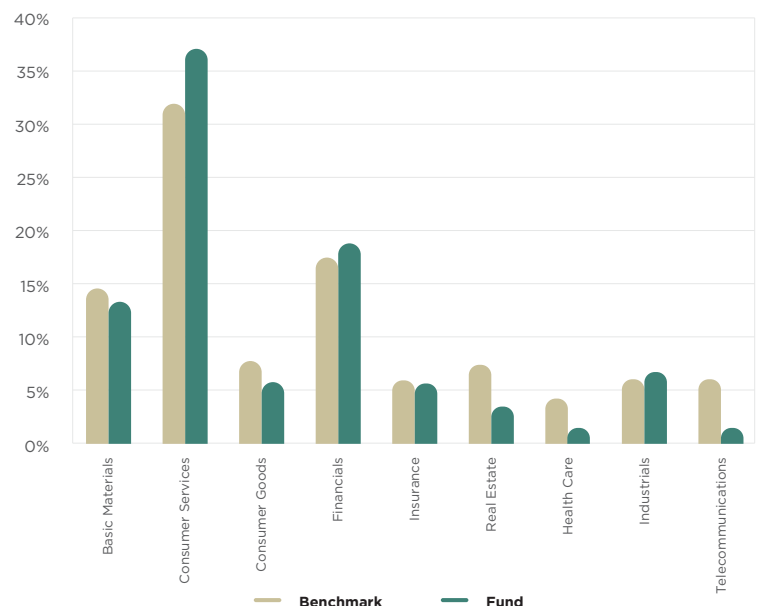
Fund Manager / Analyst
BBuSci (Fin Hons)
8 yrs industry experience
Top rated equity analyst

Positioning Our Portfolio

We believe that all the data points to improving South African economic sentiment, including the highest FNB/BER consumer confidence reading since its inception over 2 decades ago. The All Share remains cheaper than historical levels. We remain biased towards an SA Inc portfolio, favouring bank, retail and SA industrial sectors and believe we will see positive upward earnings revision in 2018. We have introduced Al Rajhi (Saudi Arabian Bank) and reduced NMC Healthcare in our offshore portfolio as Al Rajhi looks likely to benefit from an up weighting of Saudi Arabia in the MSCI EM Index while sector tailwinds remain favourable in the country as it formalises its banking system.



Sector weightings: Benchmark vs Fund



Date: as at 30/04/2018 Source: Capricorn Fund Managers (Pty) Ltd

The information contained in this document are the views of the fund manager and does not constitute financial advice as contemplated in terms of the Financial Advisory and Intermediary Services Act, and should be read in conjunction with the MDD. Use of or reliance of this information is at own risk. Independent professional financial advice should be sought before making any investment decision. Past performance is not necessarily a guide to future performance.

Sanlam Collective Investments Equity Fund

April 2018 · Market Commentary

Why choose our fund

The Capricorn Sanlam Collective Investments Equity Fund is a well-diversified equity portfolio with the primary objective of capital growth over the medium to long term. The structure of the fund allows for maximum exposure to equities, with a minimum of 85% exposure. The fund aims to outperform the JSE All Share benchmark through exposure in Capricorn's best equity ideas. The fund has a strong focus on risk adjusted returns over the medium to long term. The Fund is managed by an award winning investment boutique firm in Capricorn Fund Managers.

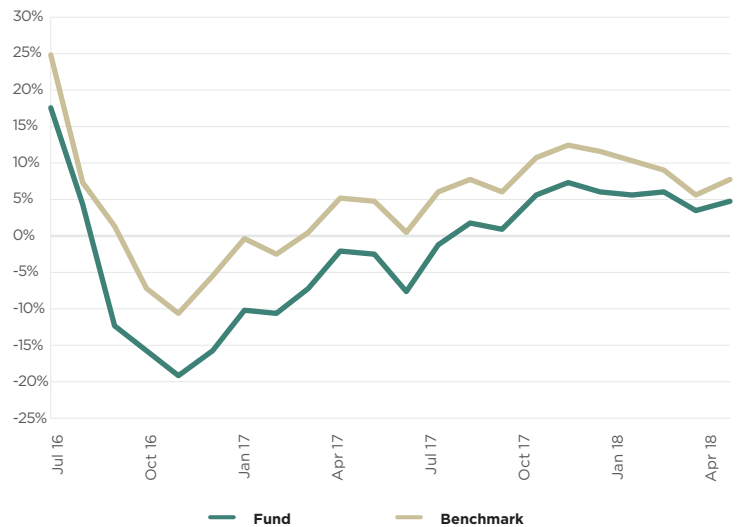
Fund Facts	
Portfolio Size	R227m
Minimum Investment	R100,000
Manager Annual Fee	1.02%
Launch Date	01/07/2016
Benchmark	Shareholder Weighted All Share Index

Date: 30/04/2018 Source: Capricorn Fund Managers (Pty) Ltd
 *Annualised Return is calculated from the historical returns of the fund since inception and is the annual growth rate that gets you from the initial investment value to the ending investment value if you assume that the investment has been compounding annually over the time period.

Cumulative Performance Since Inception

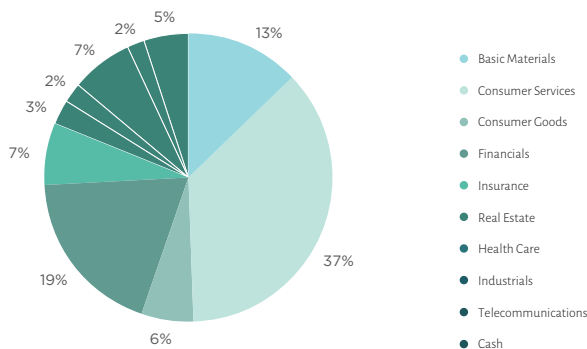


Annualised Performance Since Inception



Date: as at 30/04/2018. Source: Capricorn Fund Managers (Pty) Ltd

Equity Asset Allocation



Date: as at 30/04/2018. Source: Capricorn Fund Managers (Pty) Ltd
www.capricornfundmanagers.com

Largest Holdings

- | | |
|--------------------|--------------------------|
| Naspers | Barclays |
| Firstrand | Mr Price Group Ltd |
| Standard Bank | Sanlam |
| The Foschini Group | Bidvest |
| BHP Billiton | Britain American Tobacco |

Historical Monthly Returns

	Jan	Feb	Mar	Apr	May	Jun	Jul	Aug	Sep	Oct	Nov	Dec	YTD	Benchmark
2016							1.4%	(0.6%)	(4.1%)	(2.3%)	(3.0%)	0.2%	(8.3%)	(2.9%)
2017	2.1%	(1.2%)	2.0%	3.7%	(0.6%)	(5.6%)	6.6%	3.5%	(0.9%)	6.5%	3.0%	(1.6%)	18.1%	21.2%
2018	0.0%	1.0%	(4.0%)	2.4%									(0.7%)	(2.7%)

Date: as at 30/04/2018 (net of fees). Source: Capricorn Fund Managers (Pty) Ltd

Important information

Sanlam Collective Investments (RF) (Pty) Ltd registered and approved Manager in Collective Investment Schemes in Securities. Collective investment schemes are generally medium- to long-term investments. Past performance is not necessarily a guide to future performance, and that the value of investments / units / unit trusts may go down as well as up. A schedule of fees and charges and maximum commissions is available from the Manager on request. Collective investments are traded at ruling prices and can engage in borrowing and scrip lending. The Manager does not provide any guarantee either with respect to the capital or the return of a portfolio. Performance is based on NAV to NAV calculations with income reinvestments done on the ex-div date. Performance is calculated for the portfolio and the individual investor performance may

differ as a result of initial fees, actual investment date, date of reinvestment and dividend withholding tax. Performance fees are calculated at 20% above the benchmark performance (SWIX). Lump sum investment performances are being quoted. Sanlam Collective Investments retains full legal responsibility for this co-named portfolio. The portfolio management of the fund is outsourced to Capricorn Fund Managers, an authorised financial services provider in terms of the FAIS Act. The Manager has a right to close the portfolio to new investors in order to manage it more efficiently in accordance with its mandate. The information contained within this document has been prepared by Capricorn Fund Managers (Pty) Ltd and is unaudited.

Contact Information

Investment Manager

Capricorn Fund Managers (Pty) Limited
 Capricorn House
 32 Impala Rd
 Chislehurst
 2196
 South Africa

Management Company

Sanlam Collective Investments
 RF (Pty) Ltd
 T: 0860 100 266
 E: service@sanlaminvestments.com

For enquiries please contact

Matthew Auerbach

T: +27 11 666 0719

matthewa@capricornsa.com

Licensed by the Financial Services Board
 License number: 863

For enquiries please contact

Seten Naidoo

T: +27 11 666 0738

E: setenn@capricornsa.com